

2 Bay Swing Frame 1.8m

SW2318



1+



3



6hrs



1200



29



6mx4.8m

The Play and Leisure Ltd SW2318 2 Bay Swing frame is a strong, reliable swing set designed to provide years of safe and enjoyable outdoor play. Manufactured from high-quality mild steel, it comes with a durable powder-coated finish as standard in any standard Ral colour, with the optional extra of hot dip galvanising for added protection in harsher environments.

Key



Age Range



Number Of Users



Assembly Time



Free Fall Height



Impact Area



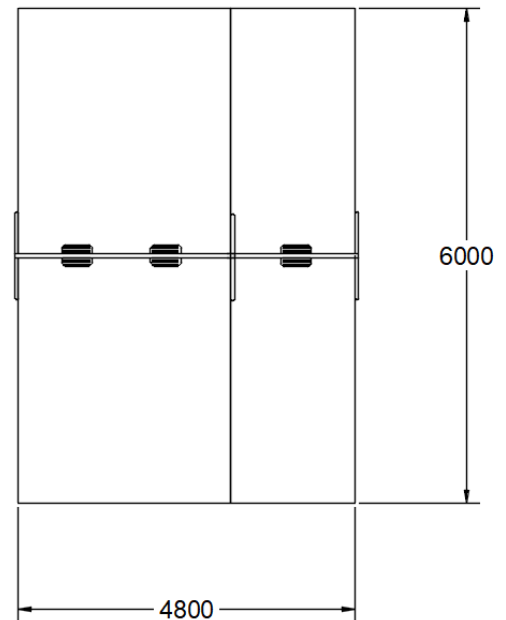
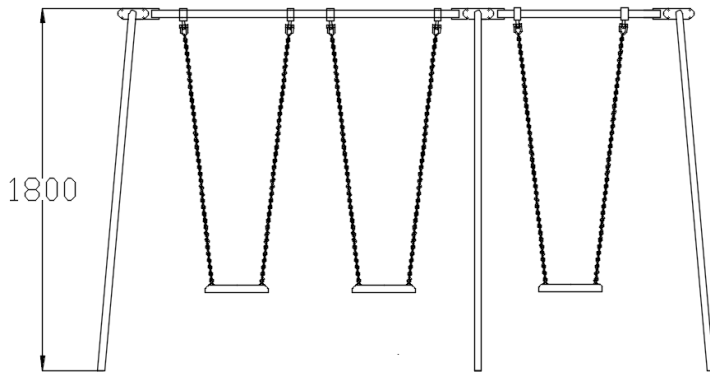
Wheelchair Accessible



Space Needed



For All Users



Specification

Age Range:	1+ Years
Safety Area Width (mm):	4800
Safety Area Length (mm):	6000
Safety Area (m ²):	28.8
Free Fall Height (mm):	1200
Assembly Time:	6 hrs
People For Installation:	3

There shall be an additional area with a length of 500mm in the swing direction (front and back) free from obstacles.



Anti Wrap Bearings



Our swing sets are fitted with anti-wrap bearings as an important safety feature to help prevent swing chains from twisting excessively around the top beam during use. By allowing controlled rotational movement, they help reduce stress on chains and fixings, improve the smooth operation of the swing, and minimise wear on moving components. Their use helps enhance user safety, reduce maintenance requirements, and extend the overall lifespan of the equipment.




SWINGING / ROCKING



COMPETING



COMMUNICATING



TURN-TAKING



SHARING



WORKING TOGETHER

Seat Options



Cradle/Toddler

1-4 Years

Code: Cradle Full

Due to the height restriction of the frame being at 1.8m high the only swing seats that can fit on the SW2318 swing frame are listed above.

Guaranteed for product lifetime
against structural failure



Guaranteed for 5 years

Guaranteed for 5 years



Guaranteed for 8 years

Guaranteed for 10 years



Guaranteed for 2 years

Guaranteed for 2 years



Guaranteed for 1 year

Play Panels + HDPE Products



For consumable parts:
- Beaters
- Cables



For electronic failure caused by manufacturing defects in:
- Speakers
- Sound chips
- Circuit boards



For mechanical failure caused by faulty workmanship or material defects in:
- Moving parts
- Standing and heavy duty springs



For defects resulting from the manufacture of:
- High density polyethylene sheets
- Structural steel components