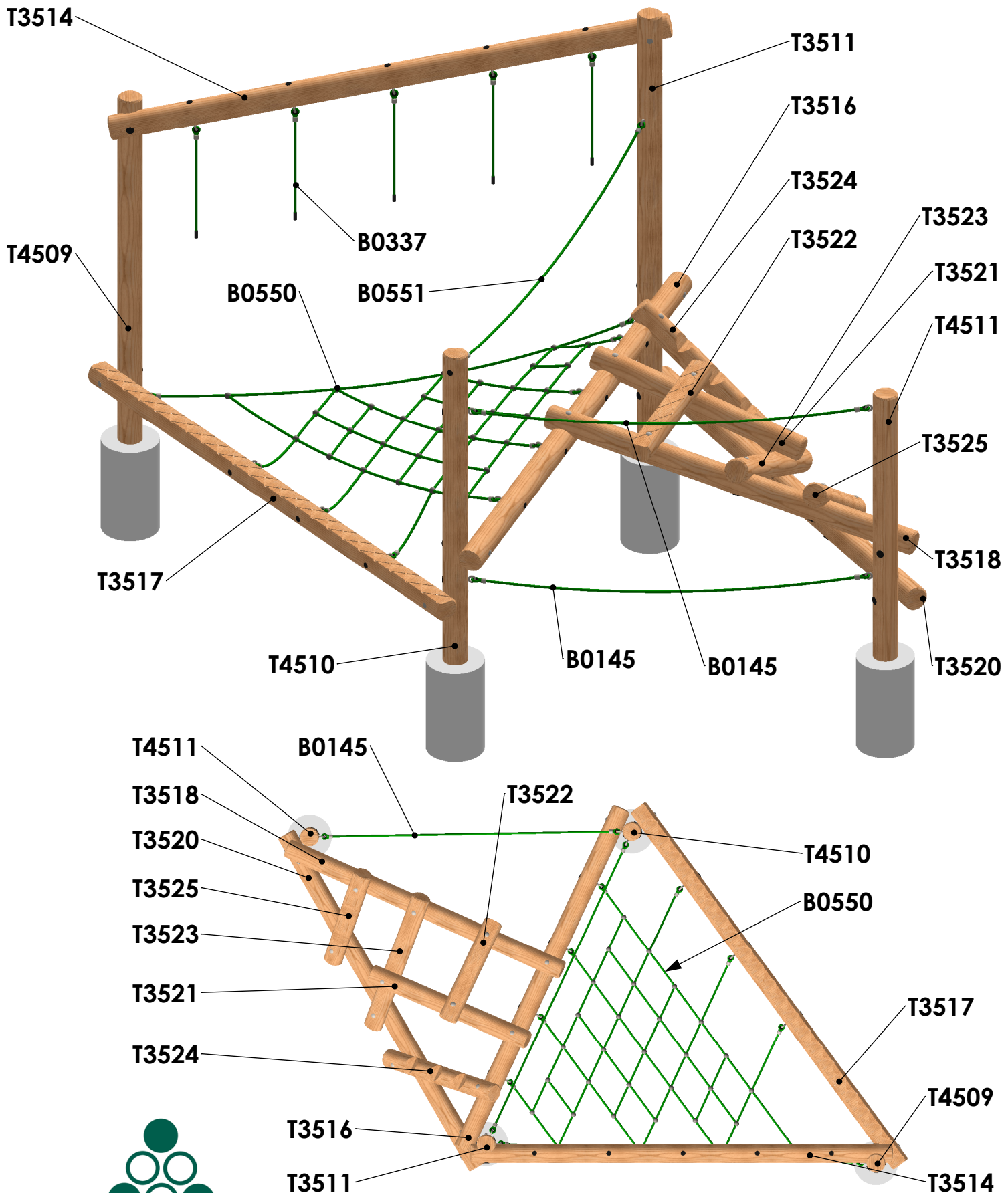


Clamber Stack Fratello

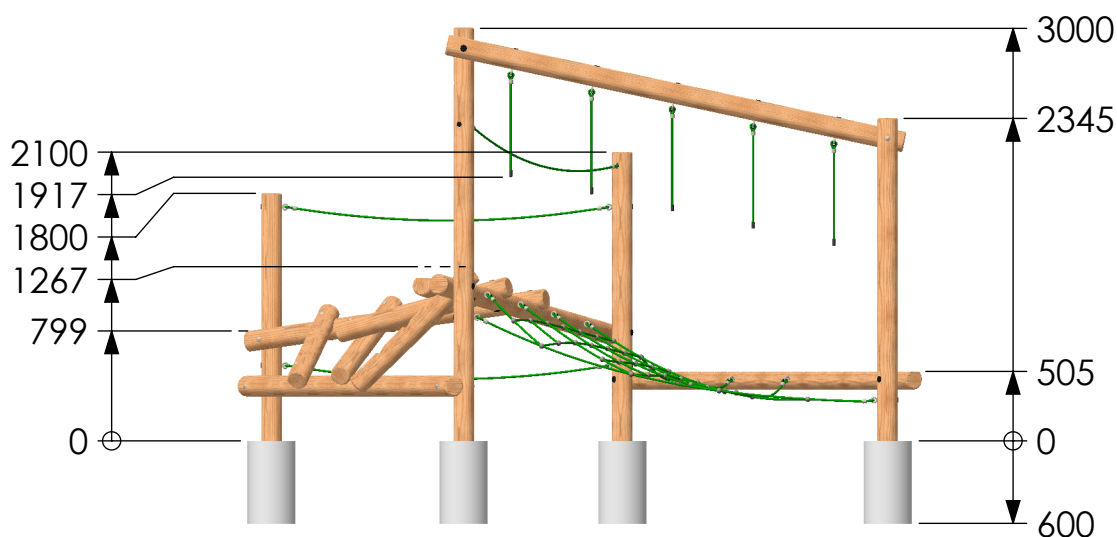


Clamber Stack Fratello

Bill of Materials - Page 2 of 5

Revision -
Saved Date 04 April 2022 08:11:42

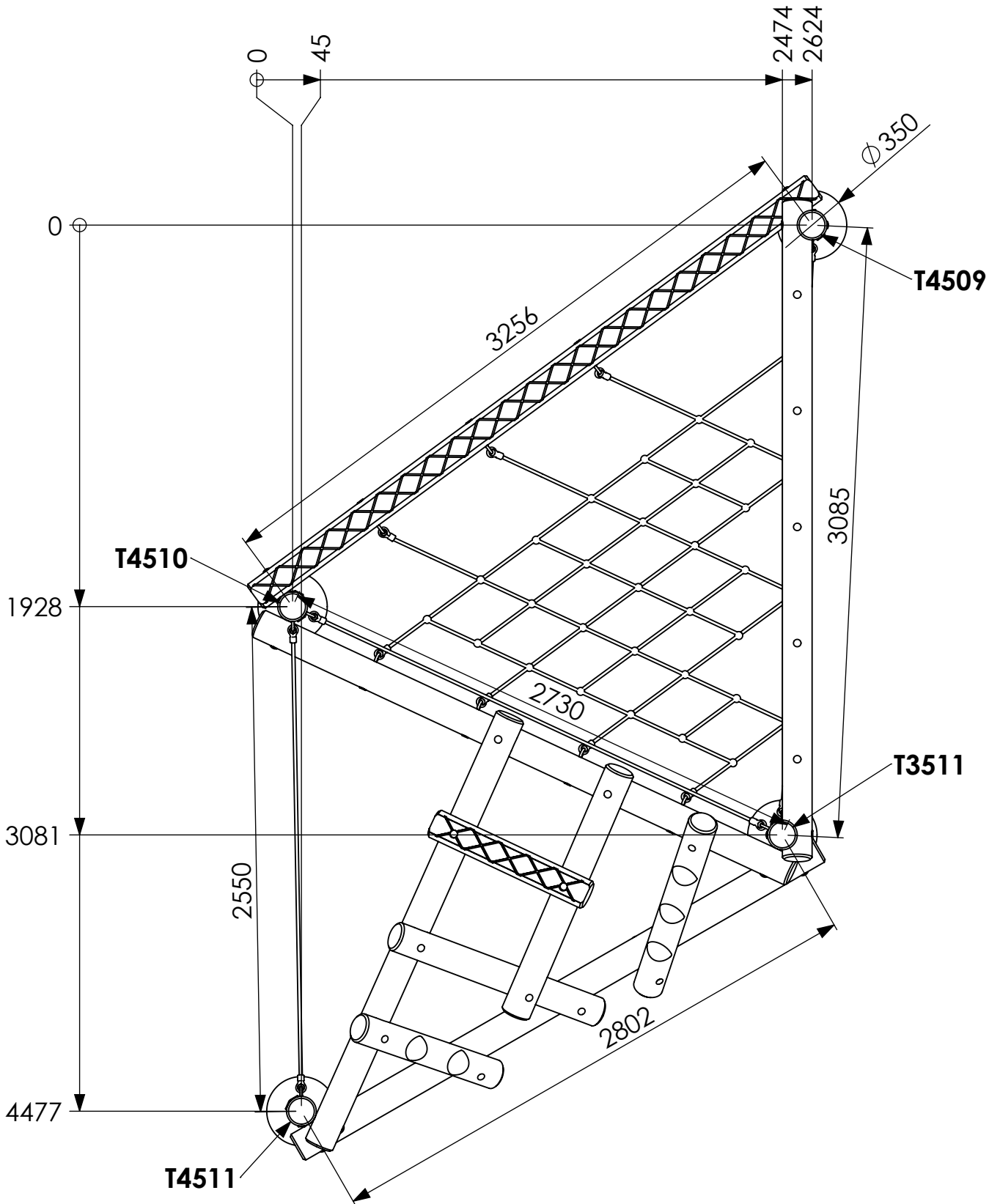
ITEM NO.	PART NUMBER	DESCRIPTION	QTY.
1	T3511	Timber 150mm dia. cut at 3600mm SC	1
2	T3514	Timber 150mm dia. cut at 3400mm DC	1
3	T3516	Timber 150mm dia. cut at 3000mm DC	1
4	T3517	Timber 150mm dia. cut at 3505mm DC	1
5	T3518	Timber 150mm dia. cut at 2398mm DC	1
6	T3520	Timber 150mm dia. cut at 3040mm DC	1
7	T3521	Timber 150mm dia. cut at 1386mm DC	1
8	T3522	Timber 150mm dia. cut at 871mm DC	1
9	T3523	Timber 150mm dia. cut at 1215mm DC	1
10	T3524	Timber 150mm dia. cut at 1204mm DC	1
11	T3525	Timber 150mm dia. cut at 886mm DC	1
12	T4509	Timber 150mm dia. cut at 2945mm SC	1
13	T4510	Timber 150mm dia. cut at 2700mm SC	1
14	T4511	Timber 150mm dia. cut at 2400mm SC	1
15	B0145.	2.4m Rope Walk	2
16	B0337	760mm Drop Rope	5
17	B0550	Net	1
18	B0551	2.598m Rope Walk	1



a e evans

Statement of Compliance: AE Evans Ltd. manufacturers of children's playground equipment follow the codes and practices outlined in the British and European Standards. By doing this, all equipment for play areas manufactured by AE Evans meets the requirements of BSEN 1176 (general safety and test methods). Spares can be supplied via equipment distributor

Clamber Stack Fratello



Dig all Groundworks 600mm deep

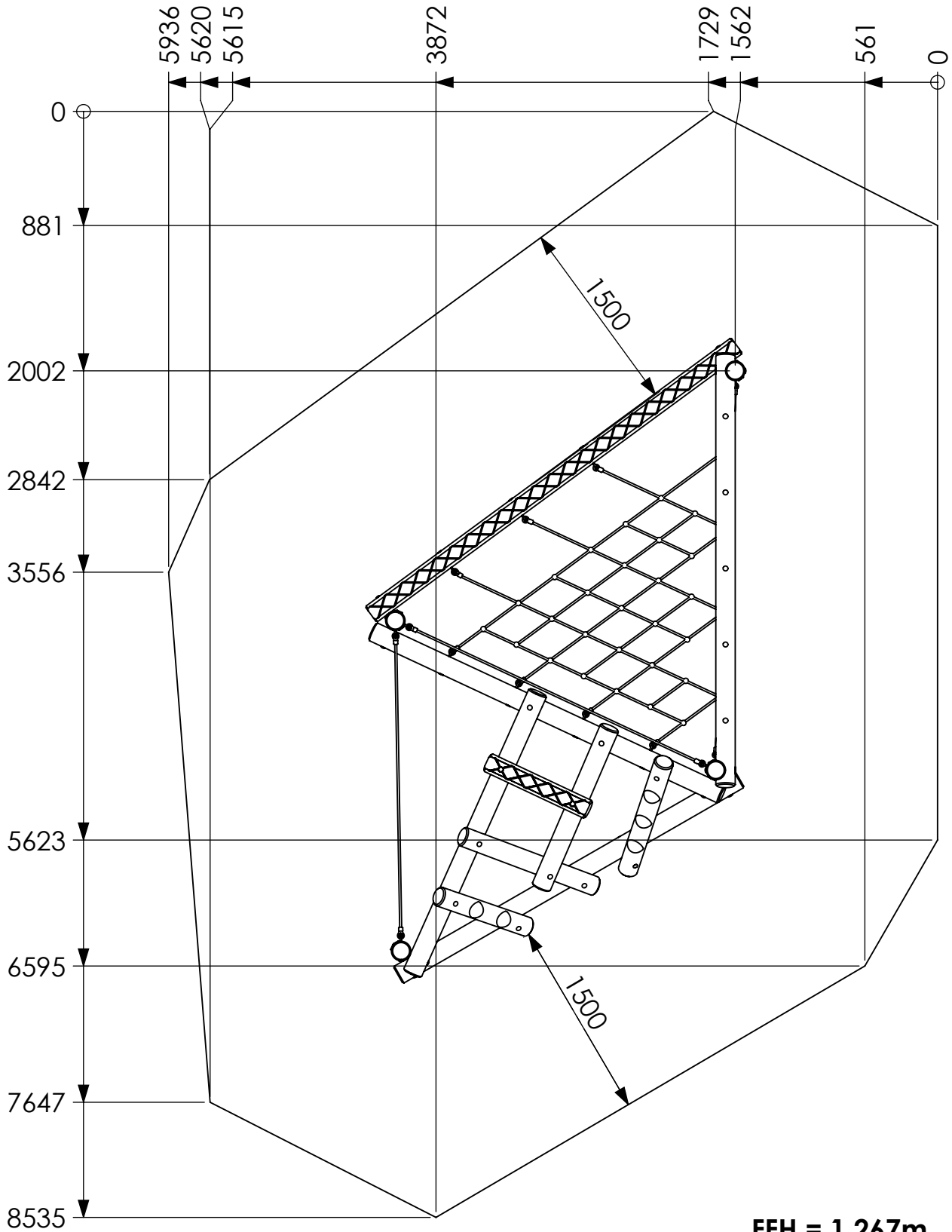


Statement of Compliance: AE Evans Ltd. manufacturers of children's playground equipment follow the codes and practices outlined in the British and European Standards. By doing this, all equipment for play areas manufactured by AE Evans meets the requirements of BSEN 1176 (general safety and test methods). Spares can be supplied via equipment distributor.

Clamber Stack Fratello

Surfacing Detail - Page 4 of 5

Revision -
Saved Date 04 April 2022 08:11:42



FFH = 1.267m
Area = 37.07m²



Statement of Compliance: AE Evans Ltd. manufacturers of children's playground equipment follow the codes and practices outlined in the British and European Standards. By doing this, all equipment for play areas manufactured by AE Evans meets the requirements of BSEN 1176 (general safety and test methods). Spares can be supplied via equipment distributor.

Clamber Stack Fratello

Order of Assembly - Page 5 of 5

Revision -
Saved Date

Suggested Order of assembly;

1. Dig holes and insert legs T4509, T3511, T4510 and T4511.
2. Attach T3514 to T3511 and T4509
3. Attach T3516 to T3511 and T4510
4. Attach T3517 to T4509 and T4510
5. Attach T3520 to T3511 and T4511
6. Attach T3518 to T3516 and T4511

This should result in a free standing triangular structure. The rest of the timbers can now be added in the following order.

7. T3525
8. T3523
9. T3521
10. T3522
11. T3524

The timbers should be loosely bolted in place to begin with. Once the structure is complete and is positioned correctly, go around the structure and gradually tighten all of the bolts. When all slack has been taken out and the bolts are tight, the unit can be concreted in place. Nets and ropes can be fitted as soon as the concrete has fully gone off.

Bolt List

Fixing T3514 to T4509 & T3511

- 02 No M16 x 200mm CSH Bolt
- 02 No M16 Washers
- 02 No M16 Nylock Nuts
- 02 No 40mm Black Inserts

Fixing T3516 to T3511 & T4510

- 02 No M16 x 280mm CSH Bolt
- 02 No M16 Washers
- 02 No M16 Nylock Nuts
- 02 No 40mm Black Inserts

Fixing T3517 to T4509 & T4510

- 02 No M16 x 280mm CSH Bolt
- 02 No M16 Washers
- 02 No M16 Nylock Nuts
- 02 No 40mm Black Inserts

Fixing T3520 to T3511 & T4511

- 02 No M16 x 280mm CSH Bolt
- 02 No M16 Washers
- 02 No M16 Nylock Nuts
- 02 No 40mm Black Inserts

Fixing T3518 to T3516 & T4511

- 01 No M16 x 280mm CSH Bolt
- 01 No M16 x 200mm CSH Bolt
- 02 No M16 Washers
- 02 No M16 Nylock Nuts
- 02 No 40mm Black Inserts

Fixing T3525 to T3518 & T3520

- 01 No M16 x 280mm CSH Bolt
- 01 No M16 x 200mm CSH Bolt
- 02 No M16 Washers
- 02 No M16 Nylock Nuts
- 02 No 40mm Black Inserts

Fixing T3523 to T3518 & T3520

- 01 No M16 x 280mm CSH Bolt
- 01 No M16 x 200mm CSH Bolt
- 02 No M16 Washers
- 02 No M16 Nylock Nuts
- 02 No 40mm Black Inserts

Fixing T3521 to T3523 & T3516

- 01 No M16 x 280mm CSH Bolt
- 01 No M16 x 200mm CSH Bolt
- 02 No M16 Washers
- 02 No M16 Nylock Nuts
- 02 No 40mm Black Inserts

Fixing T3522 to T3518 & T3521

- 01 No M16 x 190mm CSH Bolt
- 01 No M16 x 260mm CSH Bolt
- 02 No M16 Washers
- 02 No M16 Nylock Nuts
- 02 No 40mm Black Inserts

Fixing T3524 to T3516 & T3520

- 01 No M16 x 280mm CSH Bolt
- 01 No M16 x 200mm CSH Bolt
- 02 No M16 Washers
- 02 No M16 Nylock Nuts
- 02 No 40mm Black Inserts

Ropes & Net Fixings

- 20 No M12 Nylock Nuts
- 20 No M12 Washers
- 20 No 33mm Black Inserts

Plus

- 02 No B0145 2.4m Rope Walk
- 05 No B0337 Drop Rope
- 01 No B0550 Net
- 01 No B0551 2.598m Rope Walk