

1.7m Free-standing Slide - FS17

Steel sections are all mild steel to the relevant E.N. steel standards.

Fixings are mostly BZP, high tensile steel, hex head bolts with washers and Nyloc nuts.

Coatings

All steel equipment made by Play & Leisure is shotblasted to SA 2.5 before a 60-micron thick epoxy based zinc phosphate primer is applied and finally a 70 micron thick coating of polyester powder.

All Play & Leisure Ltd's equipment & surfacing complies to BS EN 1176 parts 1-10, BS EN. 1177 and BS EN 15312. Equipment is guaranteed for 25 years against structural failure.



INSTALLATION INSTRUCTION

1. Excavate area for the surfacing as shown in either Fig 1(not required for grass mat)
2. Mark out position of holes as shown in Fig 2
3. Excavate holes and lower Slide parts into position, assemble parts and level in all directions. See Fig 3 or Fig 4 depending on surfacing required.(Tap holes with a 10mm tap)
4. Pour in 0.66m³ of low slump concrete and vibrate down with vibrating poker.
5. Re-check levels.

Do not leave unattended until satisfied the concrete has cured or the site is sufficiently secure.

On completion of the installation, a post-installation inspection should be carried out by a competent person to assess compliance with the relevant part(s) of BS EN 1176:2008.

Surfacing Dimensions

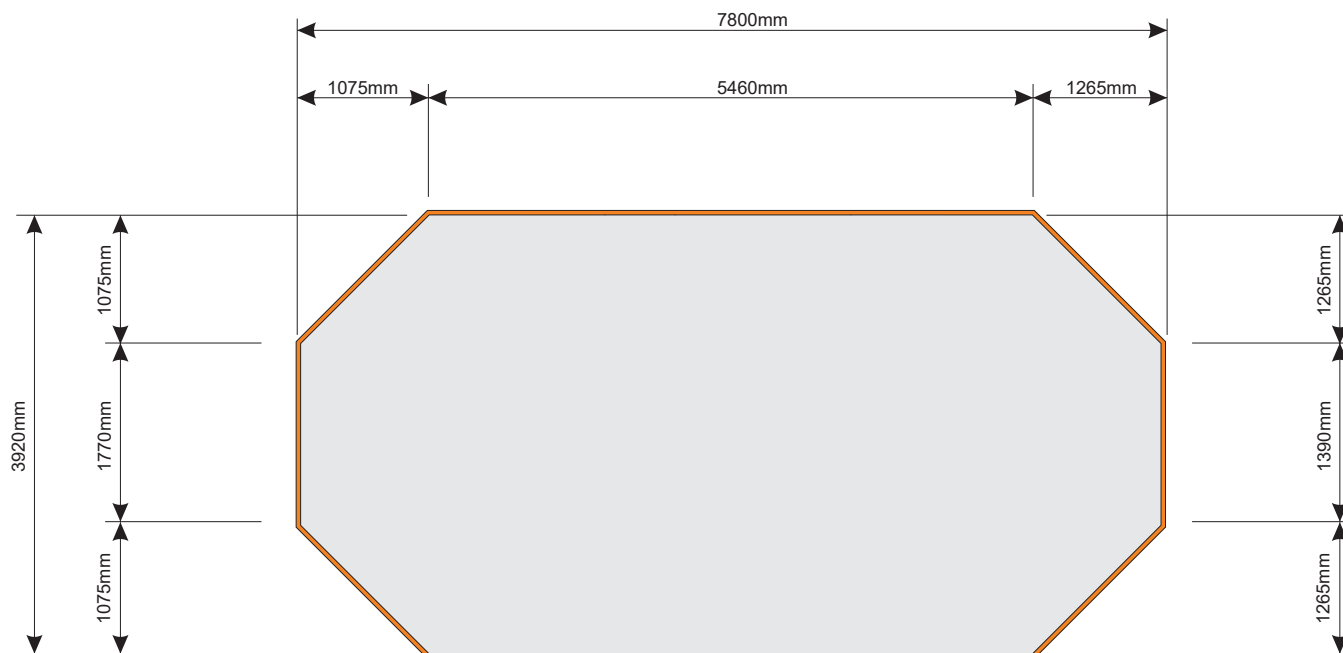


Fig 1

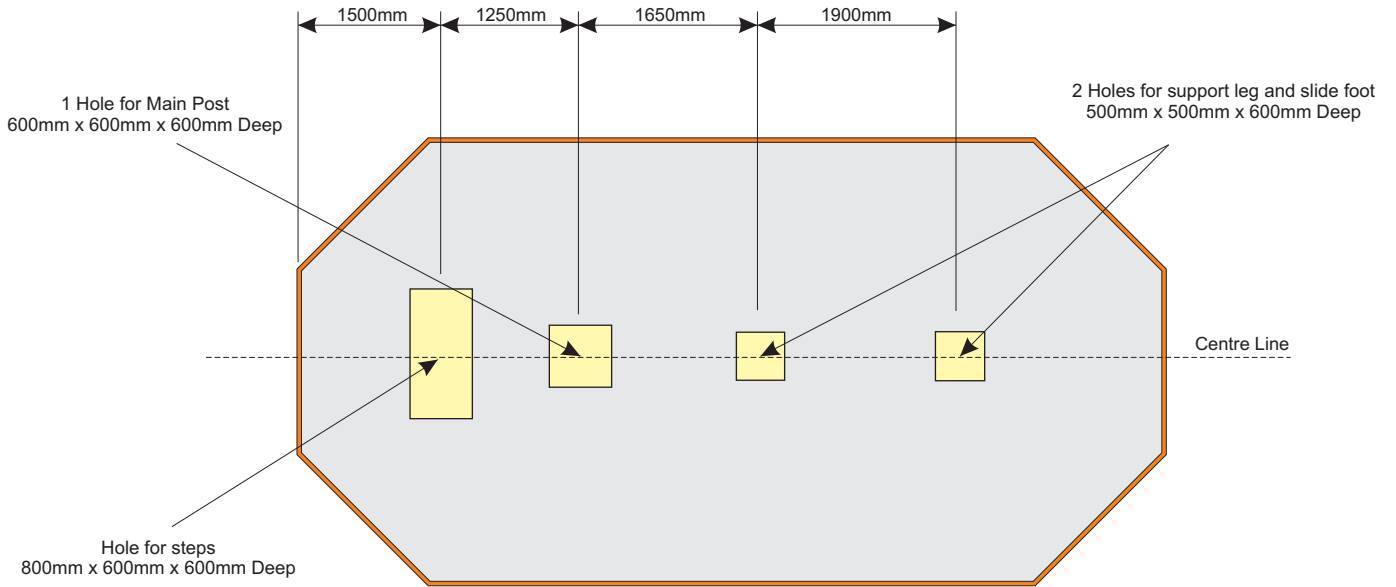
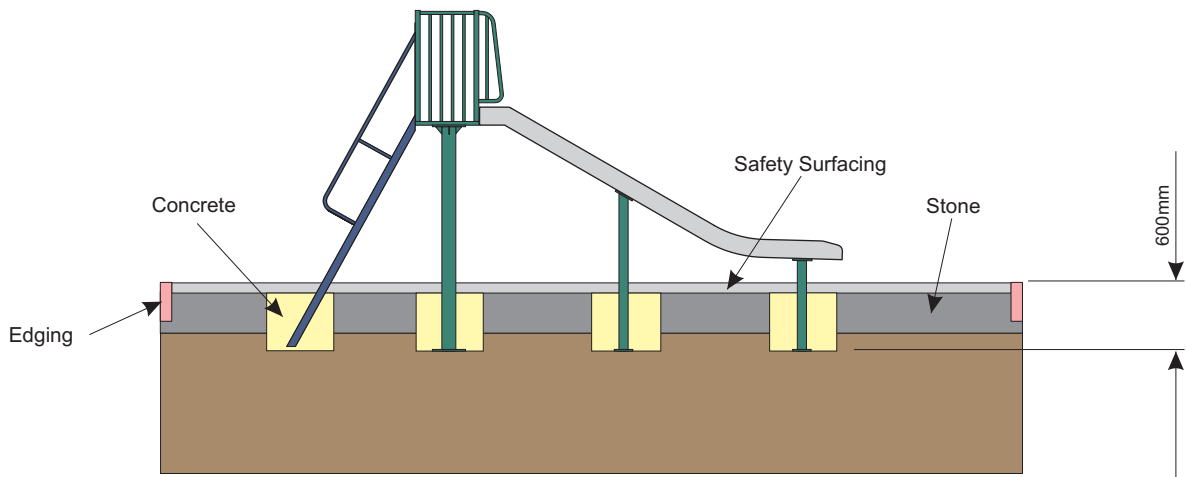
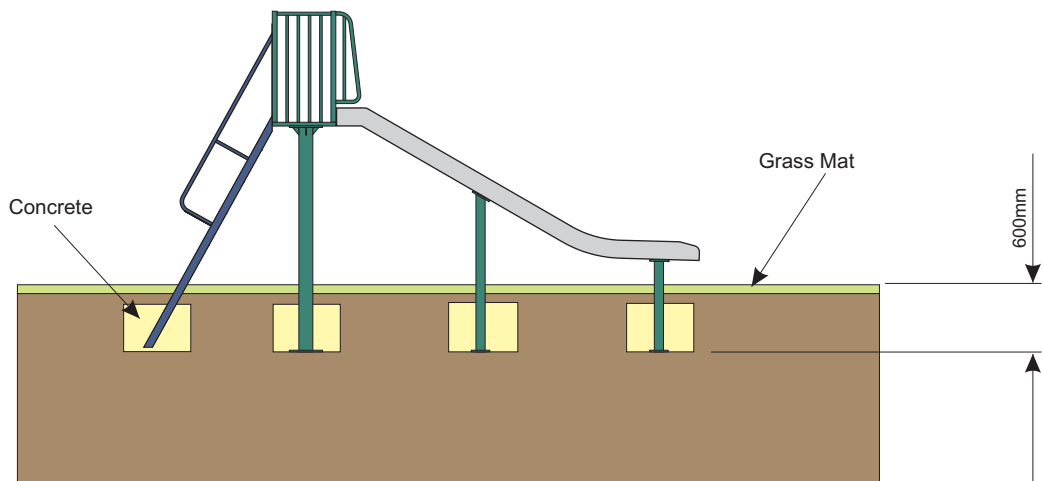


Fig 2

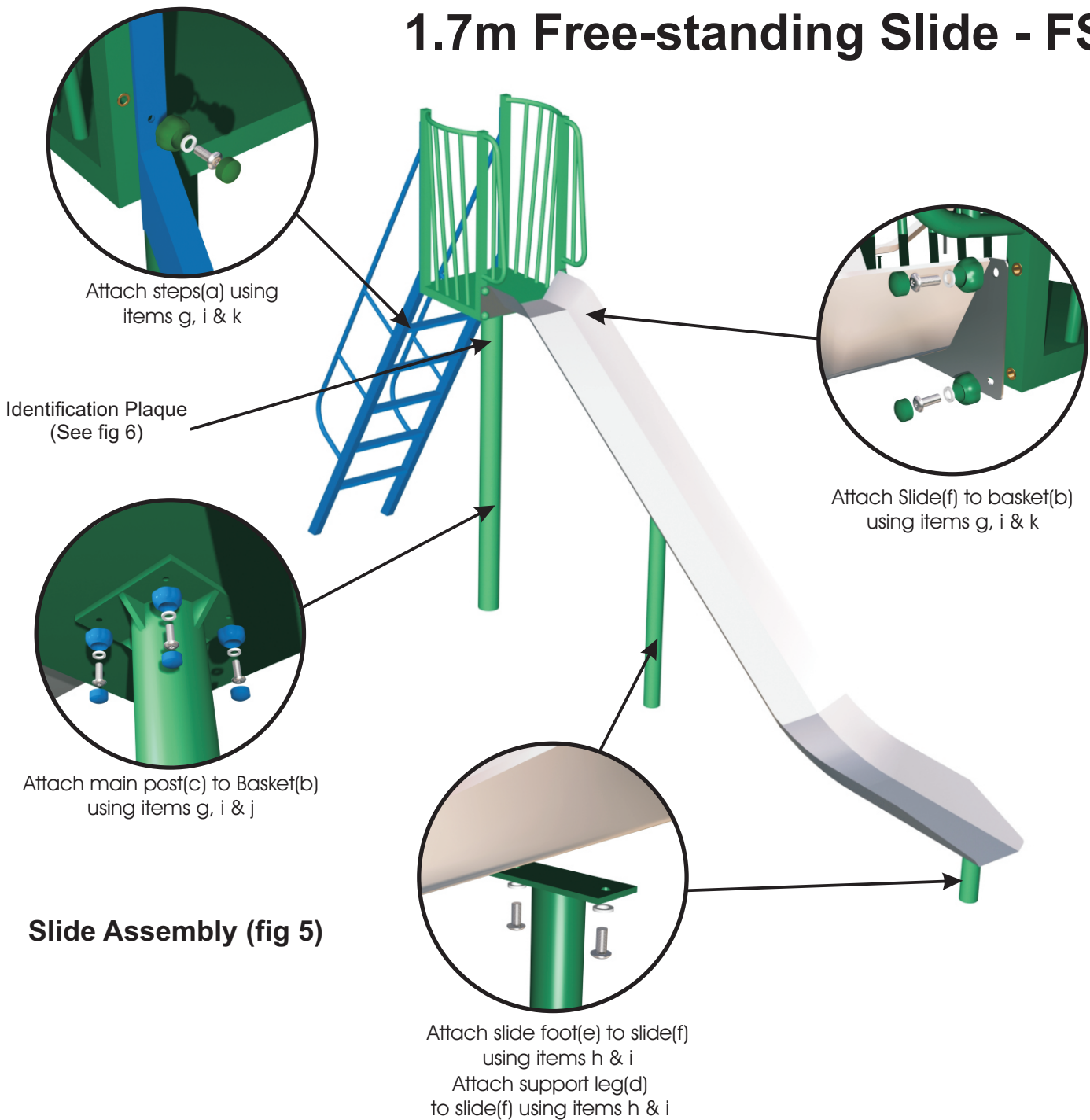


Wetpour/Tile Surfacing(fig 3)

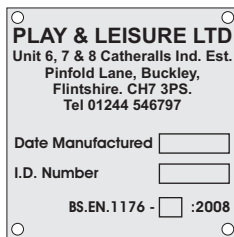


Grass Mat Surfacing(fig 4)

1.7m Free-standing Slide - FS17



Slide Assembly (fig 5)



Identification Plaque(fig 6)

Component List

Ref	Main Parts	Qty
A	Slide Steps	1
B	Basket	1
C	Main Post	1
D	Support Leg	1
E	Slide Foot	1
F	Stainless Steel Slide	1
G	M10 x 40 Resistorx Bolt	15
H	M10 x 25 Resistorx Bolt	4
I	M10 Nylon Washer	19
J	Bolt Cap Set - Blue	4
K	Bolt Cap Set - Green	11
L	Tx45 Resistorx Tool	1

Play and Leisure hold a comprehensive range of spare parts in stock, which will normally be dispatched in 48 hours of request.

SLIDES - 1.7m Slide FSS17

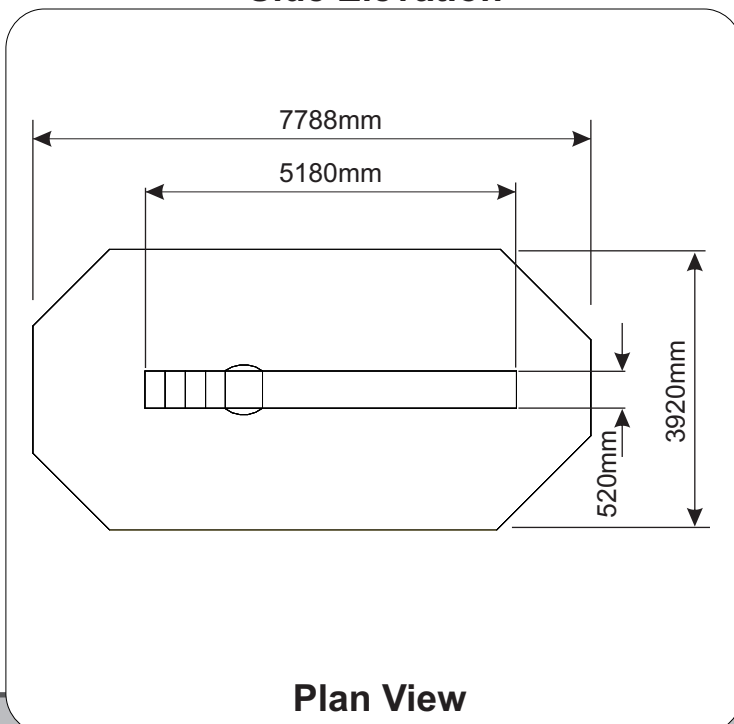


✓ All Play & Leisure's product range is fully compliant with **BS EN 1176:2008**

Technical AT-A-GLANCE

Product Code	FSS17
Equipment Size	5180L x 520W x 2600H
Minimum Space	7788 x 3920
Free Height of Fall	1700
Safety Surface Area	28m ²

Side Elevation



1.7m Free-standing Slide - FS17

Maintenance & Inspection

The Free-standing Slide should be inspected and maintained in accordance with the recommendations as detailed in BS EN 1176-3:2008

If any part of the equipment is found to be unsafe during an inspection and cannot be immediately rectified the equipment should be protected against further use.

Routine Visual Inspection.

Routine visual inspections are to be conducted to identify obvious hazards resulting from vandalism, use or weather conditions. e.g. Hazards such as broken parts or broken bottles.

Operational Inspection.

To reduce accidents the operator should ensure an appropriate routine maintenance schedule is established, implemented and maintained. Inspection shall be carried out on a monthly basis, although consideration should be taken regarding local conditions and usage.

During a operational inspection the following should be included:

- Tightening of fastenings.
- Re-painting and re-treatment of surfaces.
- Maintenance of any impact attenuating surfaces.
- Cleaning.
- Removal of broken glass and other debris or contaminants.
- Restoring loose fills to the correct level.
- Maintenance of free space areas.

Annual Main Inspection (NOT EXCEEDING 12 MONTHS)

Inspection intended to establish the overall level of safety of equipment, foundation and playing surfaces.

- Effects of weather.
- Rotting or corrosion.
- A change in the level of safety of the equipment as a result of repairs made, or of added or replaced components

Corrective Maintenance.

Corrective maintenance should include measures to correct defects, or to-establish the necessary levels of safety of the playground equipment and surfaces. Such measures should include:

- Replacement of fastenings.
- Welding or welding repairs.
- Replacement of worn or defective parts.
- Replacement of defective structural components.

Equipment Alterations.

Alterations to parts of the Free-standing Slide that could affect the essential safety of the equipment should only be carried out after consultation with Play and Leisure.

Equipment Identification

Information regarding the manufacturer, I.D. Number, year of manufacturer and the European Standard is displayed on a plaque at the top of the main post of the Free-standing Slide(see fig 5)

Issue. No.	<input type="text" value="1"/>	Created By:	<input type="text" value="S. Adams"/>	Date:	<input type="text" value="19/12/11"/>	Signed:	<input type="text" value="Simon K. Adam"/>
Issue. No.	<input type="text"/>	Created By:	<input type="text"/>	Date:	<input type="text"/>	Signed:	<input type="text"/>
Issue. No.	<input type="text"/>	Created By:	<input type="text"/>	Date:	<input type="text"/>	Signed:	<input type="text"/>