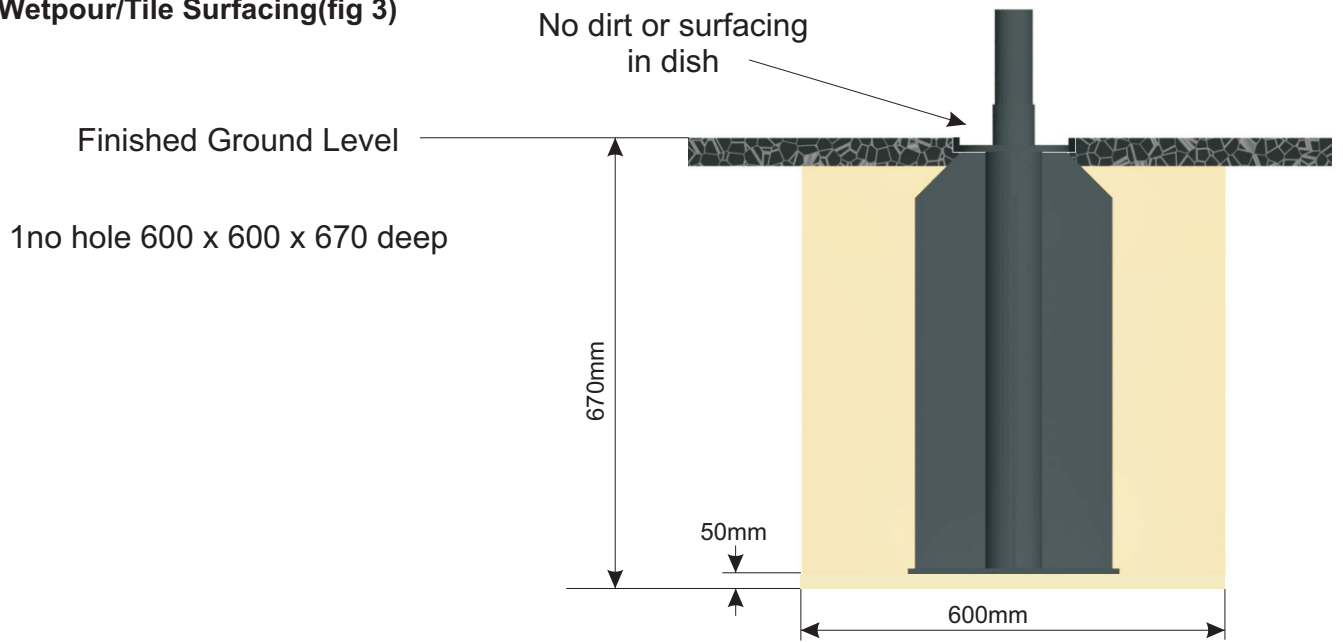
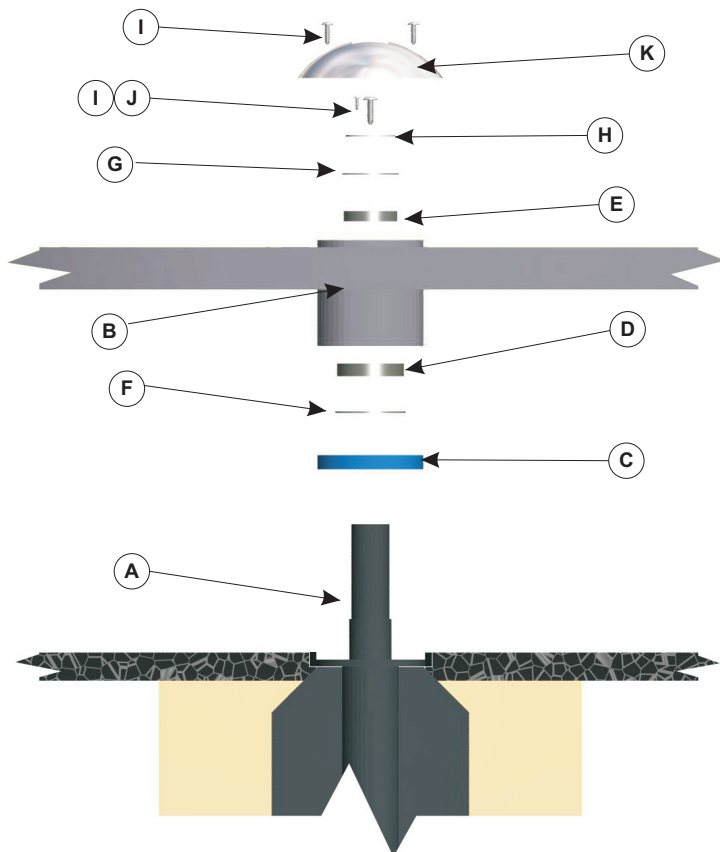




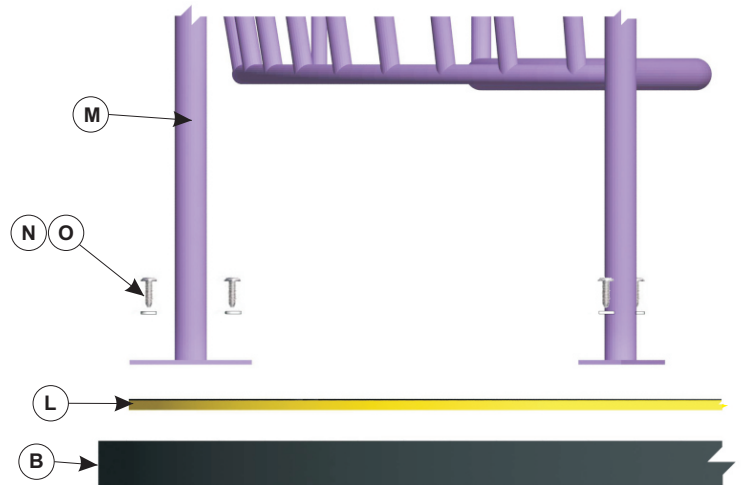
**Wetpour/Tile Surfacing(fig 3)**



**Bearing Assembly(fig 4)**




**Roundabout Top Attachment(fig 5)**



**Component List**

Ref	Main Parts	Qty
A	Ground Anchor & Shaft	1
B	Base Ring & Bearing Housing	1
C	Nylon Speed Restrictor	1
D	Larger Bottom Bearing	1
E	Smaller Top Bearing	1
F	Larger Retaining Circlip	1
G	Smaller Retaining Circlip	1
H	Retaining Washer	1
I	M10 x 40mm Resistorx Bolt	3
J	M10 x 40mm Hexagonal Bolt	1
K	Cover Cap	1
L	HDPE Polydek Floor	2
M	Roundabout Top	2
N	10mm Steel Washer	12
O	M10 x 50mm Resistorx Bolt	12

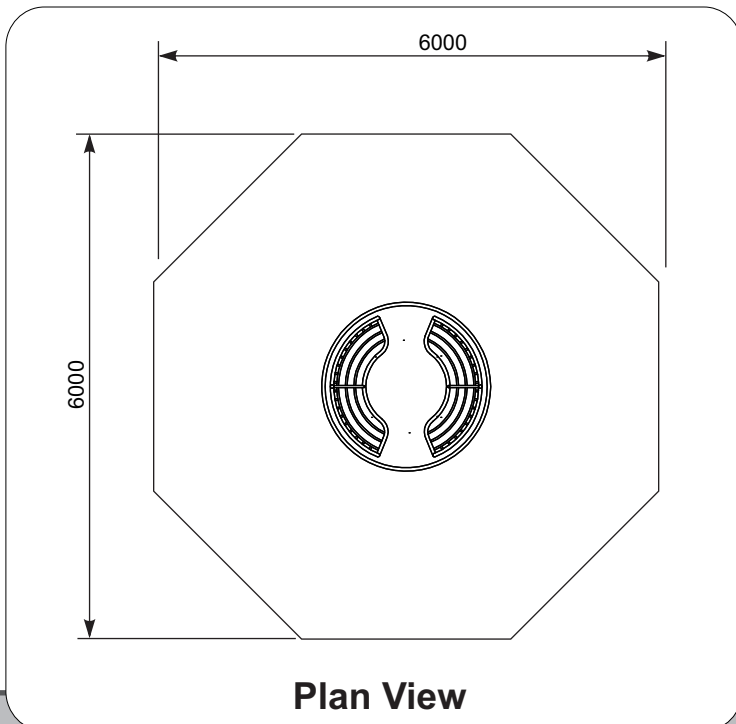


✓ All Play & Leisure's product range is fully compliant with **BS EN 1176:2008**

### Technical AT-A-GLANCE

<b>Product Code</b>	ERB03
<b>Equipment Size</b>	2000L x 2000W x 945H
<b>Minimum Space</b>	6000 x 6000
<b>Free Height of Fall</b>	545
<b>Safety Surface Area</b>	30m <sup>2</sup>

Side Elevation



## Maintenance & Inspection

The Blizzard should be inspected and maintained in accordance with the recommendations as detailed in BS EN 1176-7:2008

If any part of the equipment is found to be unsafe during an inspection and cannot be immediately rectified the equipment should be protected against further use.

## Routine Visual Inspection.

Routine visual inspections are to be conducted to identify obvious hazards resulting from vandalism, use or weather conditions. e.g. Hazards such as broken parts or broken bottles.

## Operational Inspection.

To reduce accidents the operator should ensure an appropriate routine maintenance schedule is established, implemented and maintained. Inspection shall be carried out on a monthly basis, although consideration should be taken regarding local conditions and usage.

During a operational inspection the following should be included:

- Tightening of fastenings.
- Re-painting and re-treatment of surfaces.
- Maintenance of any impact attenuating surfaces.
- Marking of equipment to signify loose fill finished surface levels.
- Cleaning.
- Removal of broken glass and other debris or contaminants.
- Restoring loose fills to the correct level.
- Maintenance of free space areas.

## Annual Main Inspection (NOT EXCEEDING 12 MONTHS)

Inspection intended to establish the overall level of safety of equipment, foundation and playing surfaces.

Effects of weather.

Rotting or corrosion.

A change in the level of safety of the equipment as a result of repairs made, or of added or replaced components

## Corrective Maintenance.

Corrective maintenance should include measures to correct defects, or to-establish the necessary levels of safety of the playground equipment and surfaces. Such measures should include:

- Replacement of fastenings.
- Welding or welding repairs.
- Replacement of worn or defective parts.
- Replacement of defective structural components.

## Equipment Alterations.

Alterations to parts of the Storm that could affect the essential safety of the equipment should only be carried out after consultation with Play and Leisure.

## Equipment Identification

Information regarding the manufacturer, I.D. Number, year of manufacturer and the European Standard is displayed on a plaque at the centre of the housing cap(see fig 4)

Issue. No.	<input type="text" value="1"/>	Created By:	<input type="text" value="B. Moss"/>	Date:	<input type="text" value="18/09/13"/>	Signed:	<input type="text" value="B MOSS"/>
Issue. No.	<input type="text"/>	Created By:	<input type="text"/>	Date:	<input type="text"/>	Signed:	<input type="text"/>
Issue. No.	<input type="text"/>	Created By:	<input type="text"/>	Date:	<input type="text"/>	Signed:	<input type="text"/>